

Tessellations on bidimensional materials based on phthalocyanine and applications: a review[◇]

Teselaciones sobre materiales bidimensionales basados en ftalocianina y aplicaciones: una revisión

Roxana M. del Castillo,*[†] Carolina Parga-Fuentes,* José M. Duran-Toribio,* Alipio Calles*

ABSTRACT: In this review, we explore the bidimensional materials based on phthalocyanine molecules. The phthalocyanine molecule is used as a brick for the construction of new bidimensional materials. In particular, the phthalocyanine molecules can be placed at each vertex or sharing edges to form tessellations. The tessellations available are constrained to the four-fold type of the phthalocyanine molecules and can be a mix of several polygons to increase the number of possibilities. Computationally, the popular tessellations used are the Archimedean tiling, but many others expect to be discovered and well-studied. Different tessellations will provide new symmetric systems to explore. Each new symmetry pattern will modify the physical and chemical properties of the new bi-dimensional material. These new materials present many exciting applications as capture and storage of greenhouse gases and molecular electronic devices. In the present review, we summarized some of these tessellations and the many applications that they can have.

KEYWORDS: phthalocyanines, bidimensional materials, tessellations, catalytic activity.

RESUMEN: En este artículo de revisión exploramos los materiales bidimensionales basados en moléculas de ftalocianina. La molécula de ftalocianina se utiliza como ladrillo para la construcción de nuevos materiales bidimensionales. En particular, las moléculas de ftalocianina se pueden colocar en cada vértice o compartiendo bordes para formar teselados. Las teselaciones disponibles están restringidas a las simetrías cuádruples propias de las moléculas de ftalocianina y pueden ser una mezcla con varios polígonos para aumentar el número de posibilidades. De manera computacional, los teselados populares utilizados son los mosaicos de Arquímedes, pero muchos otros esperan ser descubiertos y bien estudiados. Diferentes teselaciones proporcionarán nuevos sistemas simétricos para explorar. Cada nuevo patrón de simetría modificará las propiedades físicas y químicas del nuevo material bidimensional. Estos nuevos materiales presentan muchas aplicaciones interesantes como la captura y almacenamiento de gases de efecto invernadero y dispositivos electrónicos moleculares. En la presente revisión, resumimos algunas de estas teselaciones y sus diversas aplicaciones que pueden presentar.

PALABRAS CLAVE: ftalocianinas, materiales bidimensionales, teselaciones, actividad catalítica.

Received: October 25, 2022.

Accepted: March 7, 2022.

Published: April 8, 2022.

[◇] Acknowledgments: This work was supported by Dirección General de Asuntos del Personal Académico (DGAPA-UNAM), with the project IN120120. Also, this work was carried out using Miztli HP Cluster 3000 supercomputer, provided by Dirección General de Cómputo y Tecnologías de Información y Comunicación (DGTIC), Universidad Nacional Autónoma de México (UNAM) with the project LANCAD-UNAM-DGTIC-385 and LANCAD-UNAM-DGTIC-055.

* Universidad Nacional Autónoma de México, Facultad de Ciencias, Departamento de Física.

[†] Corresponding author: roxanadelcastillo@ciencias.unam.mx



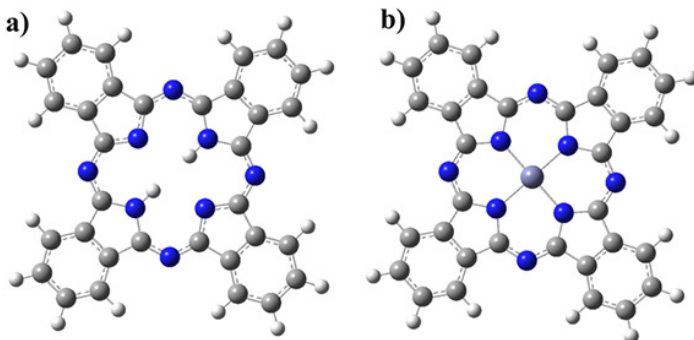
Introduction

Phthalocyanines are 18 π -electron molecules that present a highly aromatic behavior and exhibit excellent catalytic, photochemical, and optical properties (Jia *et al.*, 2018; Huang *et al.*, 2021; Wang *et al.*, 2015; Manbeck & Fujita, 2015; Chen *et al.*, 2018; Ramos *et al.*, 2015; Farajzadeh *et al.*, 2021; Gregory, 2000). The central ring of the phthalocyanine possess (=N-) bridges and benzene rings combined in pyrrole rings, forming a square planar coordination site with a four-fold axial symmetry producing strong equatorial bonds which favor the delocalization of the π -electrons (Ishihara *et al.*, 2014; Torre *et al.*, 2013), see figure 1-a. Along these π -bonds, there are significant effects on the possible axial ligands, and this fact activates a feasible catalytic reaction, depending on the ligand (Sorokin, 2013; Pizarro *et al.*, 2018). The preferred ligands are metallic atoms at the center, often called metallophthalocyanine (MPC), see figure 1-b. These are very popular in the scientific literature because they exhibit good thermal and chemical stability (Demireol *et al.*, 2020; Gorduk *et al.*, 2021; Aimi *et al.*, 2018). Zinc phthalocyanine tetrasulfonic acid ZnTsPc is an incredible electronic donor-acceptor coordination complex that has many electrocatalysis applications (Hou *et al.*, 2015). Additionally, the phthalocyanine can be modified by substituting a benzene ring on the periphery (Araujo *et al.*, 2016), changing the physicochemical properties. The phthalocyanine molecules can be used as building blocks in supramolecular systems (Torre *et al.*, 2013). The combination of phthalocyanines with other molecules such as porphyrin generates supramolecular homo and heteronuclear systems with a multicomponent donor-acceptor conjugate (Torre, 2013), which presents heavy light-harvesting applications (Torre, 2013) or electrocatalytic properties (Araki & Toma, 2006). Furthermore, the substituent can create additional interaction sites for changing the structure of the activated complex centered on the phthalocyanine and increase the electric conductivity, which can generate supramolecular electrode materials (Foster *et al.*, 2014; Toma & Araki, 2009). These conditions make it possible to introduce suitable metal clusters, oxides, or nanoparticles to create hybrid supramolecular materials and enhance their charge-transfer properties, as catalysis or conductivity.

Electrostatic self-assembly allows the spatial organization of atoms by creating many interactions to stabilize the new structure in a unique molecular framework. The self-assembly molecules can be connected via covalent bonds or noncovalent interactions. The most exciting facet of the self-assembly compounds is that they create active sites that minimize energy, as if they had been carefully planned, with bridging groups making the supramolecular compound thermodynamically stable. Concerning the phthalocyanine supramolecular compounds, if the connection is by noncovalent interactions, like hydrogen bonding interactions, surface effects, or π - π stacking, several advantages are presented, relative to its ease of synthesis and self-repair. For example, one of the simplest methods to obtain a large chromo-



Figure 1. a) Phthalocyanine molecule as a brick of construction of bidimensional organic materials. b) Metallic atoms at the center of the phthalocyanine are often called metallophthalocyanine.



Source: Author's elaboration.

phoric assembly is to mix porphyrins or phthalocyanines with an ionic substituent in aqueous solutions, which has been proven to form self-assembly compounds (Molla & Ghosh, 2014; Zhong *et al.*, 2020; Teixeira *et al.*, 2021). In contrast, if the connection is by covalent bonds, the phthalocyanine molecules form structures often called covalent organic frameworks (COFs) (Côté *et al.*, 2005; Geng *et al.*, 2020), which belong to a porous and crystalline material with promising applications as sensor or gas storage and gas separation (Xu *et al.*, 2015; Lu *et al.*, 2017; Haase *et al.*, 2018).

In 2005, graphene was synthesized, and it has generated a boom of research regarding bidimensional materials. Graphene is a two-dimensional sheet of sp^2 hybridized carbon atoms (Allen, 2010). One of the many branches of this new material science is to use some molecules as a brick of construction of more giant molecules. These construction bricks make it possible to create layered materials characterized by an extended crystalline planar structure with strong in-plane covalent bonds and weak out-of-plane non-covalent interactions (Ajavan, *et al.*, 2016). These bricks of construction have been attempted with many elements of the periodic table, like phosphorus (Carvalho *et al.*, 2016; Ren *et al.*, 2017), MoS_2 (Sun *et al.*, 2017), stanene (Balendhran *et al.*, 2014), and germanium (Acun *et al.*, 2015). For organic molecules, the bricks of construction have been organic coordinate polymers, porphyrins, and phthalocyanines.

Considering the conditions already mentioned, it has been possible to create new bidimensional materials based on phthalocyanine supramolecules. It has been seen that MPC are very popular in forming new bidimensional materials because they present a vast number of essential applications as photoelectrocatalysis (Yu, 2020; Lin, 2015; Sick, 2018; Biswal, 2019b), optoelectronic devices or photovoltaics (Zhang, 2014; Feng & Ding, 2012; Ding & Wang), charge carrier transport (Dogru *et al.*, 2013), and chemiresistive sensing (Meng *et al.*, 2019). To improve the physicochemical properties, such as the electronic in π -conjugated bonds, the links between the phthalocya-

nines can be organic molecules that enhance the carbon-carbon bonds, or pyrazine unites or conjugated polymer structure (Meng *et al.*, 2019; Sick *et al.*, 2018; Jin & Hu, 2017; Zhuang *et al.*, 2016; Guo *et al.*, 2013). Excluding the conjugated links, planar connections can also be used to improve electronic mobilities (Spitler & Dichtel, 2010; Biswal, 2019a). The main advantages of these new bidimensional materials are that they present high mobility of the π -electrons and substantially improve charge transport properties.

To understand the behavior in detail of the bidimensional materials based on phthalocyanine, computations have proved to be very effective because they provide relevant information on the covalent and noncovalent interactions. In the present review, we will present an overview of the computational studies on these materials and their main applications.

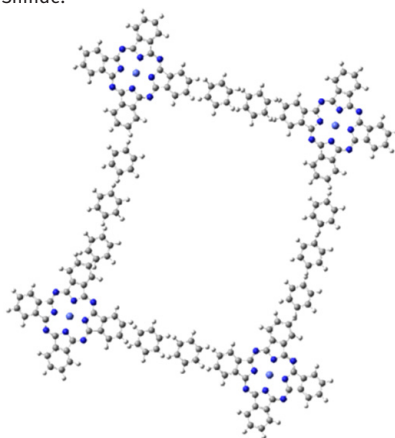
Tessellations as the main character in bidimensional materials based on phthalocyanine (2D-PC)

Due to the nature of phthalocyanine molecules, there are several ways that they can be used as building blocks. From a mathematical point of view, the construction of a finite or infinite plane using building blocks as edges and vertices is often called a tessellation process (Jin *et al.*, 2017). A very famous example of tessellations is the Alhambra palace in Spain. It is a very characteristic example, and it has been proved that the tessellations created contain all the spatial groups of nature (Müller, 1944). Also, M.C. Escher created a huge part of his artwork using tessellations. Again, he used all the bidimensional space groups available. When patterns are designed with different angles at each vertex, the combination results in infinite possibilities in tessellations. However, if the tessellations are created with regular polygons, the number of options is drastically reduced. A few types of tessellations can be used to develop new 2D-MPC materials; depending on the patterns or symmetries, will be the physicochemical properties that the material has. This feature present in two-dimensional materials is very appealing and can motivate the creativity of scientists to do more engineering and design new materials. As it was mentioned before, the MPC is extremely popular among the scientific community, and for this reason, the first scientific works were of bidimensional materials based on phthalocyanines, which used MPC structures as a brick to create supramolecular compounds.

A very interesting and complex tessellation created with phthalocyanines is making a four-fold complex, with a square shape of the pore. As in many other bidimensional materials, the shape of the pore, i.e., the center of the junction of the phthalocyanines, makes the material ideal for many interesting applications, mainly for gas separation or molecular trapping. Figure 2 shows a generalization of these types of tessellations. In a previous work made by Shinde *et al.* in 2015, it is possible to observe the applications of these micropores made by bifunctional and bidimensional covalent organic

frameworks. These frameworks were made with phthalocyanines functionalized with hydrogen atoms at the center. They proved that the internal pores are excellent catalytic sites that present a remarkable ability to perform a cascade reaction of several catalytic reactions (Shinde *et al.*, 2015).

Figure 2. A 2D-PC complex with a square geometry is shown. This figure represents a generalization of the structures presented by Shinde.



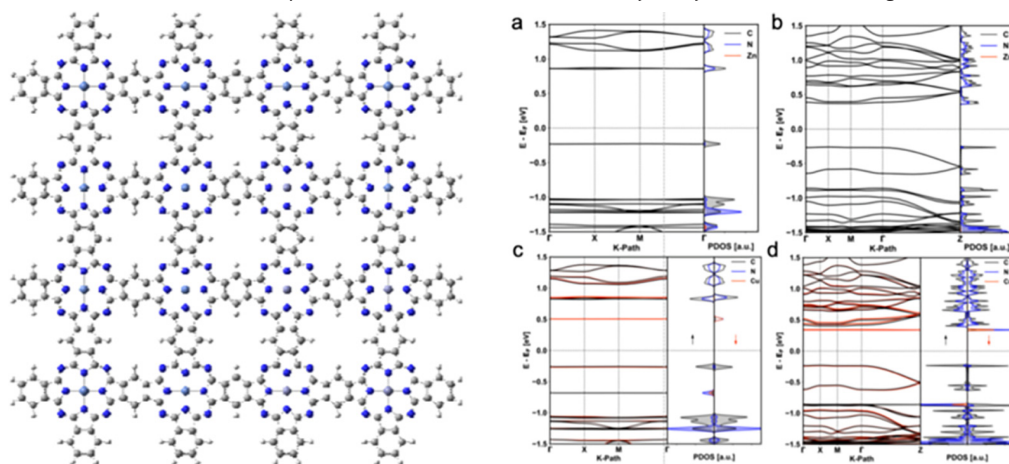
Source: Shinde *et al.* (2015).

Last year, other studies published by De Siddhartha have the main target to design phthalocyanines-based metal-organic frameworks (MOFs) (De Siddhartha *et al.*, 2021). To accomplish this purpose, they used the previously mentioned tessellation, the four-fold geometry with conjugated molecules as bridges. Fateeva *et al.* developed phthalocyanines bearing alternative coordinating groups that would allow to move the hypothetical MOFs designed beyond metal-carboxylates and which have achieved new topological and physicochemical properties. In this study, they explored the hot topic of MOFs and confirmed that phthalocyanine MOFs present very little structural data available so far. Currently, the only structure data available has the four-fold square shape, for example as shown in figure 2. This experimental data was experimentally reported by Matheu *et al.*, based on the catechol MPC with Co and Fe (Matheu, 2019). The central metallic atom is coordinated with four catechol groups, and then these catechol groups are connected to four MPC molecules. This experimental complex has a pore size of 1.07 nm and a second pore of 1.46 nm. For this three-dimensional compound, there is a series of new 2D layered MOFs based on the catechol MPC based on several metallic atoms. From these structures, the crystallinity is very low. In general, the simulation of these structures used an AA stacking model with a square planar metal coordination geometry. Each metal atom is linked to two catecholate and then upon two phthalocyanine ligands. Experimental conductivity measurements were performed by Nagatomi *et al.*, in which they reported a conductivity

value around $1.6 \times 10^{-6} \text{ S cm}^{-1}$ (Nagatomi *et al.*, 2018), which reflects a high conductivity and is very promising for constructions of Li-ion batteries.

A work that is very worth mentioning is one made by Wang *et al.*, in this work, they designed a 2D-MPC material using two novel pyrazine links and MBC as bricks of construction with Zn and Cu as the metallic center (Wang *et al.*, 2019), as seen in figure 3. They synthesized the materials and performed computational studies to examine thermal and chemical stability, as well as optical and electrochemical properties. They made their computational calculations using density functional theory (DFT) with the computational package Quantum Espresso. They used the generalized gradient approximation (GGA) for the functional to estimate the electronic correlation and overlapping, and they localized the *d*-electrons with the DFT+U method. The dimensions of the unit cells used were $a = b = 2.22 \text{ nm}$, and there is an interplanar distance of $c = 0.33 \text{ nm}$. The pyrazine was linked with the MPC of Zn or Cu via van der Waals interactions. The supramolecular complexes studied were exciting materials, with a *p*-type semiconductor behavior and an electronic bandgap of 1.2 eV. They demonstrated that the *p*-type semiconductor by changing the metal center from Cu to Zn in the phthalocyanine molecule does not affect the conductivity, around $5 \times 10^{-7} \text{ S/cm}$, and charge density approximated to 10^{12} cm^{-3} . The charge carrier transport is highly anisotropic, which is a good quality for bidimensional materials due to holes that do not present mobilities in-plane and limiting mobilities out-of-plane. They corroborate the electric conductivity with the electronic band spectra, which provide an estimate of the effective mass of the complex, see figure 3. The electronic bandgap is around 0.8 eV to 0.55 eV, and it is attributed to interlayer π - π interactions.

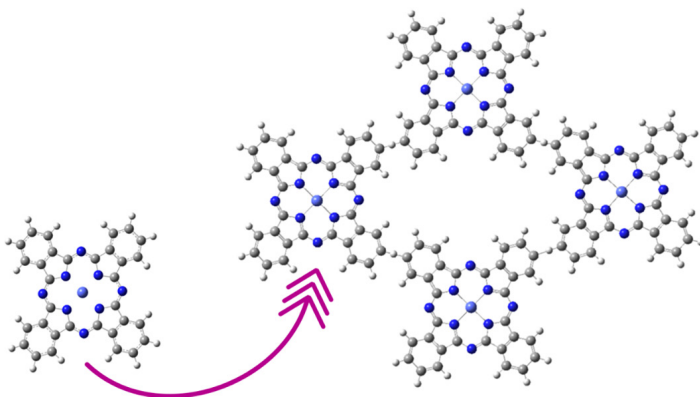
Figure 3. It is shown a 2D-MPC complex, and the band structure of the complex proposed by Wang *et al.* (2019). This compound is a construction of the 2D-MPC crystal-synthesized in Ref. Wang *et al.* (2019).



Source: The band structures are reprinted with permission from Wang *et al.* *J. Am. Chem. Soc.* (2019), 141, 16810-16816. Copyright 2021, American Chemical Society.

Another interesting study was made by Sun *et al.*, in which they designed a 2D-MPC material with Co (Sun *et al.*, 2015). Here, the MPC was used as a brick of construction differently, see figure 4. They made a computational study within the framework of DFT, using the PBE functional with the computational package Vienna Ab Initio Simulation Package (VASP). Likewise, the compounds have been synthesized; the substrate on which the 2D-MPC was built was Ag (110). The resultant geometry has completed a consequence of a self-assembled process. As it can be seen, the central pore was significantly bigger, suggesting applications as traps of other molecules or drugs, and separation of gases. A closer view of the geometry indicates that the majority of the MPC molecules are connected between them in a uniform, staggered fashion. The aryl-aryl coupling occurs explicitly at the C2 site of the MPC molecule, just as previously reported by Sun *et al.*, aryl-aryl coupling of a quaterphenyl molecule (Sun, 2014). Several facts determine the physical and chemical properties: first, how the phthalocyanine is used as a construction brick. Second, the metal-ligand that is used at the center of the phthalocyanine. Third, the angles of the pattern also modify the physical and chemical properties. Sun *et al.* show different structural motifs, which vary the electrical energy by almost 0.5 eV. The differences between the motifs are, mainly, the internal angles of the principal pore. The ground-state configuration corresponds to a square formed by the MPC with angles smaller than 90 degrees.

Figure 4. A 2D-MPC material based on Co atom synthesized by Sun *et al.*



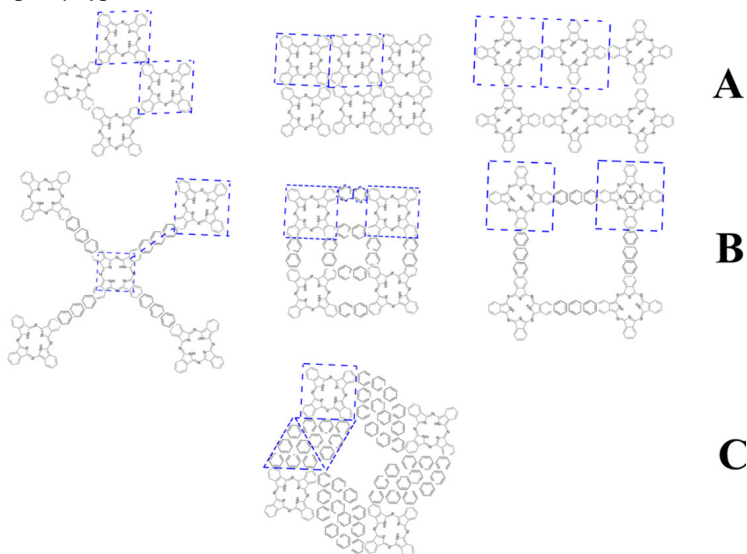
Source: The figure is a representation made by us of the structure reported in reference Sun *et al.* (2015).

There are still some other exciting tessellations left to test. Generally, these tessellations have been obtained experimentally, but they have not been computationally analyzed. To exemplify the tessellations left to try it is essential to apply the regular polygon restriction mentioned before. If identical polygons are at each vertex, counting them either in a clockwise way or anticlockwise, there are few possibilities. In general, a tessellation could be

made with any regular polygon and identical vertices with adjacent polygons sharing one entire edge, which are known as the Archimedean tiling. In general, the bidimensional covalent organic frameworks (COFs) use the Archimedean tiling to create their tessellations, in which any polymer or organic molecule is used as a polygon (Geng *et al.*, 2020). For a phthalocyanine molecule, not all the Archimedean tilings are feasible because the phthalocyanine molecule has four vertices, making only the Archimedean tilings with the polygon as a square. It is also possible to mix the polygons with different ligands to increment the number of possible tessellations available. It has been proved that tile assemblies in an Archimedean tiling affect the force-deflection response as stiffness, load carrying capacity, and toughness. Furthermore, it has been proved that for small tile areas, the mechanical behavior is improved substantially (Williams & Siegmund, 2021). Figure 5.A) shows the possible Archimedean tiling possible with one regular polygon. The three figures are denoted as 4-4-4-4, which reflects that a four-fold polygon is connected to another four-fold polygon. Figure 5.B) shows a modification of these Archimedean tiles with a hexagonal ligand, and an asymmetry of 4-6-4. These tessellations are the equivalent to the Archimedean tiling with two regular polygons. Also, the ligands can be repeated if required, forming a “ligand chain” that increments the pore size as desired. The ligand chain symmetry is 4-2-4. Figure 5.C) shows a hypothetical Archimedean tiling with three regular polygons. In this figure, the hexagonal ligands form a three-fold polygon creating asymmetry of type 4-3-3-4. In current scientific literature, as shown here, the tessellation is studied computationally and synthesizes the ones with one regular polygon and two regular polygons. We propose the three-fold polygon as the next generation of bidimensional materials. In addition to regularly connected tessellations, there are other possible irregularly connected tessellations where the angle or the sequence of the ligands can be changed. This means that there are more possibilities in this new engineering of two-dimensional materials based on phthalocyanine. These 2D-MPC materials show a large surface area, high crystallinity, and porosity that make them very worthy of attracting the scientific community’s attention.

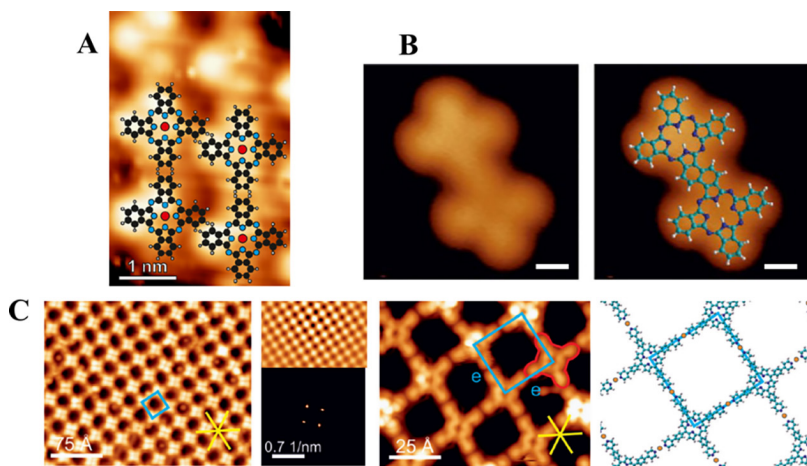
Figure 6 shows A type structures (4-4-4-4) experimentally synthesized. Figure 6.A) is a two-dimensional structure synthesized by Kubicki *et al.*, they grew up Co phthalocyanine films on the one-dimensional Si(111)(4 × 1)-In surface with a (4 × 4) periodicity (Kubicki, 2021), in which the structures is connected by four-fold polygons. They obtained these structures using scanning tunneling microscopy (STM) and overlapping the molecular structure model. Another good experimental visualization was made by Cirera *et al.*, where they show various flat structures with phthalocyanines (Cirera *et al.*, 2016). They held another interesting point of view, they propose the design by using the building blocks not as tessellations but as monomers, such that the creation will be done as polymers. Figure 6.B) shows a structure created with phthalocyanines as monomers, where the symmetry is still (4-4),

Figure 5. Some possible regular tessellations are available with the phthalocyanine molecule. A) These three first tessellations are Archimedean tilings with one regular polygon. B) The tessellations represented here are a modification of the Archimedean tiling with the combination of a hexagonal polygon to create Archimedean tiling with two regular polygons. C) A hypothetical tessellation with three regular polygons.



Source: Author's elaboration.

Figure 6. Three scanning tunneling microscopy images (STM) of two-dimensional surfaces are shown: A) A two-dimensional cobalt phthalocyanine films obtained by Kubicki *et al.* B) An experimental structure created with phthalocyanines as monomers is shown here, where the symmetry is (4-4), uniting the monomers via their benzene rings synthesized by Cirera *et al.* C) Experimental structure type (4-2-4) where the links are made with organometallic structures obtained by Bischoff *et al.* (2016).



Source: 6A: Kubicki (2021), this figure was taken from *Appl. Phys. Lett.* 119, 133105 (2021) with copyright of the AIP Publishing. 6B: Cirera (2016), presenting in *Nature Communications*, 7: 11002 (2016) with copyright. 6C: Bischoff *et al.* (2016), in *Eur. J.*, 22, 1-10 (2016) with copyright of the AIP Publishing.

joining the monomers via their benzene rings. Another experimental result with one of the B tilings is shown in figure 5 and was obtained by Bischoff *et al.*, where they used structures of Porphyrins, bonded with Cu-based organometallic structures (Bischoff *et al.*, 2016).

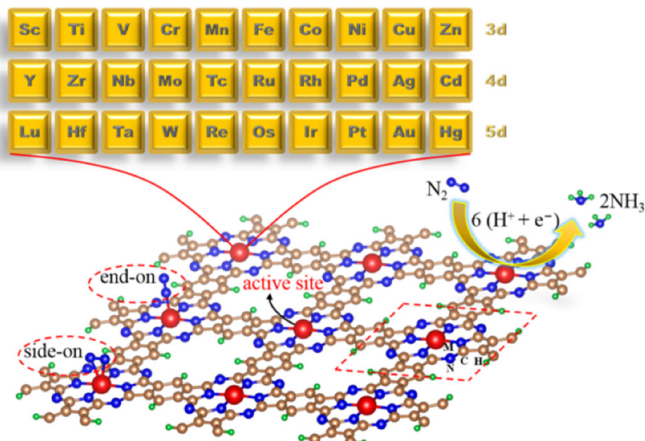
Some applications of bidimensional materials based on phthalocyanine (2D-PC)

As we mentioned before, there are several essential applications related to 2D-PC. The most essential and popular are for catalytic purposes. The most outstanding applications are discussed below.

The first application mentioned here is ammonia synthesis. For industrial and agricultural purposes, ammonia is an indispensable substance because it is a precursor for nitrogen fertilizers and other nitrogen-containing compounds related to the industry (Erisman *et al.*, 2008; Galloway *et al.*, 2008). To produce ammonia in the industry, the Haber-Bosch process is used. However, this method is very harsh due to the high temperature and pressure needed, besides the negative consequence of massive carbon dioxide production. Due to these facts, there is an urgent need to find a more efficient way to produce ammonia. An alternative reaction is the electrocatalytic nitrogen reduction reaction, which uses a pair of nitrogen atoms and protons as reactants to generate ammonia. The electrocatalytic reaction is $N_2 + 6H^+ + 6e^- = 2NH_3$. There are several advantages to this reaction. For example, there is no need for high pressures and temperatures, and the proton source in this method is water instead of H_2 . The key to performing this electrocatalytic reaction is obtaining a strong catalytic activity, and two-dimensional materials have been presented as an important platform to design a successful reduction of N_2 to NH_3 (Yang *et al.*, 2018; Zhao *et al.*, 2019; Gao *et al.*, 2020). There is a new branch of study in which these materials are the principal target of the design of single-atom catalysts (SACs). In this new branch of SACs, there are several effective catalytic reactions proposed, such that FeN_3 adsorbed on graphene at room temperature can help to convert H_2 to NH_3 (Li *et al.*, 2016). The main disadvantage of graphene in this catalytic reaction is, in large-scale applications, it is challenging to induce suitable pores and subsequently embed metallic adatoms. That is one of the main reasons why phthalocyanine is the perfect option. As we mentioned before, there are several ways to perform a suitable porosity in these bidimensional materials and to firmly embed isolated single metallic atoms. In the work made by Huang *et al.*, they optimized around sixty 2D-MPC with the computational simulation package Vienna Ab Initio Simulation Package (VASP), with thirty metals, like Ti, Cr, Zr, Nb, Mo, Tc, Hf, Ta, W, Re, Sc, V among others (Huang, 2021). They used systems based on Archimedean tiling of 4-4-4-4 types (the middle tessellation shown in figure 5.A). To evaluate the catalytic activity of the systems proposed, the first step is a study of adsorption of the N_2 molecule, which is a prerequisite for the conversion of N_2

to NH_3 . Then, the second step is to calculate the Gibbs free energy changes for N_2H ($\Delta G_{\text{N}_2\text{H}}$) adsorption. It is known that the convention of the sign in the Gibbs free energy depends on the definition taken by the authors, for example, negative Gibbs free energy for exothermic reaction and positive for endothermic process. Huang *et al.* used this convention, which is equivalent to the N_2 and N_2H molecules spontaneous adsorption over 2D-MPC. The candidates taken by them with a good catalytic activity were the systems in which the metal catalysts with $\Delta G_{\text{N}_2\text{H}}$ are less than 0.8 eV. This energy threshold was selected because a small $\Delta G_{\text{N}_2\text{H}}$ reflects slightly uphill in the free energy, and the step does not need much energy at the beginning. The most novel systems found by Huang *et al.* were with Mo, Re, and Tc as atomic atoms. These systems present significant orbital hybridization and charge transfer between the N_2 and the 2D-MPC system. In comparison with this research, a study made by Liu *et al.* reaches similar conditions. They conclude the high feasibility of nitrogen reduction to ammonia on 2D-MPC systems with Mo (Liu, 2020). Also, Liu *et al.* Show that 2D-MPC is an excellent substrate for the design of single-atom catalysts.

Figure 7. The systems studied by Huang *et al.* electrocatalysis are up-and-coming in the 2D-MPC proposed by them.



Source: This figure is reprinted with permission from Huang *et al.* *ACS Appl. Mater. Interfaces* (2021), 13: 608-621. Copyright 2021, American Chemical Society.

Another exciting application of 2D-MPC worth mentioning is the electrochemical reduction of CO_2 to carbon compounds which promises a route to carbon-neutral energy (De Luna *et al.*, 2019; Montoya *et al.*, 2016). In general, metal complexes have been used to catalyze the reduction of CO_2 at high current densities because they promote fast electron transport properties and increment the catalytically active sites (Yaghi *et al.*, 2019). 2D-MPC, MOFs, are ideal candidates to substitute the metal complex as catalytic elements due to

their extended porous structures (Dibetsoe *et al.*, 2015). A work published by Matheu *et al.*, reported the electrochemical reduction of CO₂ using a 2D-MPC linked with 3D metal-catecholate frameworks, which are a class of MOFs (Matheu, 2019). The metal-catecholate presents a high electronic transport due to the overlap of the valence orbitals of the metallic atoms (Fe, V). The phthalocyanines of this material are based on Co, in which the structure has a framework of [Fe₆(OH₂)₄(CoPc)₃]⁶⁻ and Fe₃(-C₂O₂-)₆(OH₂)₂ trimmers. Each phthalocyanine with Co is coordinated with four Fe₃(-C₂O₂-)₆(OH₂)₂ trimmers. Mathieu *et al.*, mentioned that electronic transport is promoted due to the interactions forming several one-dimensional channels instead of π-π stacking interactions, which improves the accessibility of the catalytic CoPc sites. Another study made, related to the CO₂ reduction, was driven by Manbeck *et al.*, on iron and cobalt phthalocyanines (Manbeck, 2015). They mentioned that metal phthalocyanines are visible light absorbers. Nonetheless, the photochemically generated catalyst activity for CO₂ reduction is lower than expected because there is no photoinduced second electron. But, for electrochemical CO₂ reduction, this situation does not apply. Also, reduced Fe and Co phthalocyanines react with protons to produce covalent hybrids, in specific, metal hybrids, which are intermediates steps for H₂, HCOO⁻, and CO production.

Another interesting application, much different from catalysis, is the corrosion inhibitor for aluminum. A study made by Dibetsoe *et al.* proved that some phthalocyanines and phthalocyanine derivatives are excellent candidates for corrosion inhibitors of aluminum in the acidic medium (Dibetsoe *et al.*, 2015). They made an experimental and computational study to understand the phenomenon involved in the corrosion and prevent it. They proved with seven systems and concluded that there is an appreciable inhibition efficiency on corrosion, which diminishes as the temperature is increased from 30 °C to 70 °C. The adsorption was studied with the phthalocyanine molecules as adsorbate and aluminum surface as substrate, observing that the adsorption is spontaneous and involves forces within physisorption and chemisorption mechanisms. Also, there are strong interactions between the studied inhibitors, 2D-PC, and metal surfaces.

Conclusions

The 2D-MPC materials are novel and promising materials for many applications like catalysis and developed electronic devices due to the high electronic transfer and malleability that presents. The phthalocyanine molecules can be used as a brick of construction of new bidimensional materials. The advantages that are present over other bidimensional materials are the ease to induce suitable porosity and embed isolated metal atoms on the structure for large-scale applications. There are so many ways in which phthalocyanine can form 2d-PC. The most popular way is using metallic atoms at the center of the phthalocyanine and, with this, create a tessellation with regular

squares formed by the phthalocyanine molecules at each vertex or sharing entire edges. From the computational point of view, the most popular tessellation made is with square sharing edges, 4-4-4-4 types, forming the well-known Archimedean tiling, and variations of this symmetry. From the experimental point of view, there are so many options and variety with so many ligands working as another polygon, and these new tessellations are not well studied and understood so there is so much work to be done. Besides all the possibilities on symmetry, there are other options on tessellations, in which the symmetry could be broken. As it is already observed, motifs with fewer symmetries could be more stable and promote a better electronic transfer.

References

- Acun, A., L. Zhang, P. Bampoulis, M. Farmanbar, A. van Houselt, A. N. Rudenko, M. Lingenfelder *et al.* (2015). Germanene: the germanium analogue of graphene. *Journal of Physics: Condensed Matter*, 27 (44): 443002. <https://doi.org/10.1088/0953-8984/27/44/443002>
- Aimi, Junko, Po-Hung Wang, Chien-Chung Shih, Chih-Feng Huang, Takashi Nakaniishi, Masayuki Takeuchi, Han-Yu Hsueh and Wen-Chang Chen. (2018). A star polymer with a metallo-phthalocyanine core as a tunable charge storage material for nonvolatile transistor memory devices. *Journal of Materials Chemistry C*, 6 (11): 2724-32. <https://doi.org/10.1039/c7tc05790c>
- Ajayan, Pulickel, Philip Kim and Kaustav Banerjee. (2016). Two-dimensional van Der Waals materials. *Physics Today*, 69 (9): 38-44. <https://doi.org/10.1063/pt.3.3297>
- Allen, Matthew J., Vincent C. Tung and Richard B. Kaner. (2010). Honeycomb carbon: a review of graphene. *Chemical Reviews*, 110 (1): 132-45. <https://doi.org/10.1021/cr900070d>
- Araki, Koiti and Eisi Toma. (2006). Supramolecular porphyrins as electrocatalysts. En Jose H Zagal, Fethi Bedioui y Jean-Pol Dodelet (eds.), *N4-Macrocyclic metal complexes*. Switzerland: Springer, 255-314.
- Araujo Matias, Tiago, Gianluca Camillo Azzellini, Lucio Angnes and Koiti Araki. (2016). Supramolecular hybrid organic/inorganic nanomaterials based on metalloporphyrins and phthalocyanines. En Jose H. Zagal and Fethi Bedioui (eds.), *Electrochemistry of N4 macrocyclic metal complexes. Volume 2: Biomimesis, electroanalysis and electrosynthesis of MN4 metal complexes*. Switzerland: Springer, 1-82.
- Balendhran, Sivacarendran, Sumeet Walia, Hussein Nili, Sharath Sriram and Madhu Bhaskaran. (2014). Elemental analogues of graphene: silicene, germanene, stanene, and phosphorene. *Small*, 11 (6): 640-52. <https://doi.org/10.1002/smll.201402041>
- Bischoff, Felix, Yuanqin He, Knud Seufert, Daphné Stassen, Davide Bonifazi, Johannes V. Barth and Willi Auwärter. (2016). Tailoring large pores of porphyrin networks on Ag (111) by metal-organic coordination. *Chemistry – a European Journal*, 22 (43): 15298-306. <https://doi.org/10.1002/chem.201602154>

- Biswal, Bishnu P., Sreeramulu Valligatla, Mingchao Wang, Tanmay Banerjee, Nabil A. Saad, Bala Murali Krishna Mariserla, Naisa Chandrasekhar *et al.* (2019a). Non-linear optical switching in regioregular porphyrin covalent organic frameworks. *Angewandte Chemie International Edition*, 58 (21): 6896-6900. <https://doi.org/10.1002/anie.201814412>
- Biswal, Bishnu P., Hugo A. Vignolo-González, Tanmay Banerjee, Lars Grunenberg, Gökçen Savasci, Kerstin Gottschling, Jürgen Nuss, Christian Ochsenfeld and Bettina V. Lotsch. (2019b). Sustained solar H₂ evolution from a thiazolo[5,4-d]thiazole-bridged covalent organic framework and nickel-thiolate cluster in water. *Journal of the American Chemical Society*, 141 (28): 11082-92. <https://doi.org/10.1021/jacs.9b03243>
- Carvalho, Alexandra, Min Wang, Xi Zhu, Aleksandr S. Rodin, Haibin Su and Antonio H. Castro Neto. (2016). Phosphorene: from theory to applications. *Nature Reviews Materials*, 1(11). <https://doi.org/10.1038/natrevmats.2016.61>
- Chen, Jun, Caijian Zhu, Yong Xu, Pengwei Zhang y Tongxiang Liang. (2018). Advances in phthalocyanine compounds and their photochemical and electrochemical properties. *Current Organic Chemistry*, 22(5): 485-504. <https://doi.org/10.2174/1385272821666171002122055>
- Cirera, Borja, Nelson Giménez-Agulló, Jonas Björk, Francisco Martínez-Peña, Alberto Martín-Jimenez, Jonathan Rodríguez-Fernandez, Ana M. Pizarro *et al.* (2016). Thermal selectivity of intermolecular *versus* intramolecular reactions on surfaces. *Nature Communications*, 7(1). <https://doi.org/10.1038/ncomms11002>
- Côté, A. P. (2005). Porous, crystalline, covalent organic frameworks. *Science*, 310(5751): 1166-70. <https://doi.org/10.1126/science.1120411>
- De Luna, Phil De, Christopher Hahn, Drew Higgins, Shaffiq A. Jaffer, Thomas F. Jaramillo and Edward H. Sargent. (2019). What would it take for renewably powered electrosynthesis to displace petrochemical processes? *Science*, 364(6438). <https://doi.org/10.1126/science.aav3506>
- De Siddhartha, Thomas Devic and Alexandra Fateeva. (2021). Porphyrin and phthalocyanine-based metal organic frameworks beyond metal-carboxylates. *Dalton Transactions*, 50 (4): 1166-88. <https://doi.org/10.1039/d0dt03903a>
- Demiroglu, Murat, Lutfiye Sirka, Eray Çalışkan, Fatih Biryant, Kenan Koran, Ahmet Orhan Görgülü and Fahrettin Yakuphanoglu. (2020). Synthesis and photodiode properties of chalcone substituted metallo-phthalocyanine. *Journal of Molecular Structure*, 1219(1): 128571. <https://doi.org/10.1016/j.molstruc.2020.128571>
- Dibetsoe, Masego, Lukman Olasunkanmi, Omolola Fayemi, Sasikumar Yesudass, Basakar Ramaganthan, Indra Bahadur, Abolanle Adekunle, Mwadham Kabanda and Eno Ebenso. (2015). Some phthalocyanine and naphthalocyanine derivatives as corrosion inhibitors for aluminium in acidic medium: experimental, quantum chemical calculations, QSAR studies and synergistic effect of iodide ions. *Molecules*, 20(9): 15701-34. <https://doi.org/10.3390/molecules200915701>
- Ding, San-Yuan and Wei Wang. (2013). Covalent organic frameworks (COFs): from design to applications. *Chem. Soc. Rev.*, 42(2): 548-68. <https://doi.org/10.1039/c2cs35072f>

- Dogru, Mirjam, Matthias Handloser, Florian Auras, Thomas Kunz, Dana Medina, Achim Hartschuh, Paul Knochel and Thomas Bein. (2013). A photoconductive thienothiophene-based covalent organic framework showing charge transfer towards included fullerene. *Angewandte Chemie International Edition*, 52(10): 2920-24. <https://doi.org/10.1002/anie.201208514>
- Erisman, Jan Willem, Mark A. Sutton, James Galloway, Zbigniew Klimont and Wilfried Winiwarter. (2008). How a century of ammonia synthesis changed the world. *Nature Geoscience*, 1(10): 636-39. <https://doi.org/10.1038/ngeo325>
- Farajzadeh, Nazli, Göknur Yaşa Atmaca, Ali Erdoğan and Makbule Burkut Koçak. (2021). Comparatively singlet oxygen efficiency by sono-photochemical and photochemical studies of new lutetium (III) phthalocyanines. *Dyes and Pigments*, 190(1): 109325. <https://doi.org/10.1016/j.dyepig.2021.109325>
- Feng, Xiao, Xuesong Ding and Donglin Jiang. (2012). Covalent organic frameworks. *Chemical Society Reviews*, 41(18): 6010. <https://doi.org/10.1039/c2cs35157a>
- Foster, Christopher, Jeseelan Pillay, Jonathan Metters and Craig Banks. (2014). Cobalt phthalocyanine modified electrodes utilised in electroanalysis: nano-structured modified electrodes vs bulk modified screen-printed electrodes. *Sensors*, 14(11): 21905-22. <https://doi.org/10.3390/s141121905>
- Galloway, J. N., A. R. Townsend, J. W. Erisman, M. Bekunda, Z. Cai, J. R. Freney, L. A. Martinelli, S. P. Seitzinger and M. A. Sutton. (2008). Transformation of the nitrogen cycle: recent trends, questions, and potential solutions. *Science*, 320(5878): 889-92. <https://doi.org/10.1126/science.1136674>
- Gao, Yijing, Yongyong Cao, Han Zhuo, Xiang Sun, Yongbing Gu, Guilin Zhuang, Shengwei Deng *et al.* (2020). Mo₂TiC₂ MXene: a promising catalyst for electrocatalytic ammonia synthesis. *Catalysis Today*, 339(1): 120-26. <https://doi.org/10.1016/j.cattod.2018.12.029>
- Geng, Keyu, Ting He, Ruoyang Liu, Sasanka Dalapati, Ke Tian Tan, Zhongping Li, Shanshan Tao, Yifan Gong, Qihong Jiang and Donglin Jiang. (2020). Covalent organic frameworks: design, synthesis, and functions. *Chemical Reviews*, 120(16): 8814-8933. <https://doi.org/10.1021/acs.chemrev.9b00550>
- Gorduk, Ozge, Metin Gencten, Semih Gorduk, Mutlu Sahin and Yucel Sahin. (2021). Electrochemical fabrication and supercapacitor performances of metallo phthalocyanine/functionalized-multiwalled carbon nanotube/polyaniline modified hybrid electrode materials. *Journal of Energy Storage*, 33(1): 102049. <https://doi.org/10.1016/j.est.2020.102049>
- Gregory, Peter. (2000). Industrial applications of phthalocyanines. *Journal of Porphyrins and Phthalocyanines*, 04(04): 432-37. [https://doi.org/10.1002/\(SICI\)1099-1409\(200006/07\)4:4<432::AID-JPP254>3.0.CO;2-N](https://doi.org/10.1002/(SICI)1099-1409(200006/07)4:4<432::AID-JPP254>3.0.CO;2-N)
- Guo, Jia, Yanhong Xu, Shangbin Jin, Long Chen, Toshihiko Kaji, Yoshihito Honsho, Matthew A. Addicoat *et al.* (2013). Conjugated organic framework with three-dimensionally ordered stable structure and delocalized π clouds. *Nature Communications*, 4(1). <https://doi.org/10.1038/ncomms3736>
- Haase, Frederik, Erik Troschke, Gökçen Savasci, Tanmay Banerjee, Viola Duppel, Susanne Dörfler, Martin M. J. Grundei *et al.* (2018). Topochemical conversion of an

- imine- into a thiazole-linked covalent organic framework enabling real structure analysis. *Nature Communications*, 9(1): 2600. <https://doi.org/10.1038/s41467-018-04979-y>
- Hou, Keyu, Lei Huang, Yongbo Qi, Caixia Huang, Haibo Pan and Min Du. (2015). A bisphenol a sensor based on novel self-assembly of zinc phthalocyanine tetrasulfonic acid-functionalized graphene nanocomposites. *Materials Science and Engineering: C*, 49(1): 640-47. <https://doi.org/10.1016/j.msec.2015.01.064>
- Huang, Chun-Xiang, Guoliang Li, Li-Ming Yang and Eric Ganz. (2021). Amonia synthesis using single-atom catalysts based on two-dimensional organometallic metal phthalocyanine monolayers under ambient conditions. *ACS Applied Materials & Interfaces*, 13(1): 608-21. <https://doi.org/10.1021/acsami.0c18472>
- Ishihara, Shinsuke, Jan Labuta, Wim van Rossom, Daisuke Ishikawa, Kosuke Minami, Jonathan P. Hill and Katsuhiko Ariga. (2014). Porphyrin-based sensor nanoarchitectonics in diverse physical detection modes. *Physical Chemistry Chemical Physics*, 16(21): 9713. <https://doi.org/10.1039/c3cp55431g>
- Jia, Hongxing, Yuchuan Yao, Jiangtao Zhao, Yuyue Gao, Zhenlin Luo and Pingwu Du. (2018). A novel two-dimensional nickel phthalocyanine-based metal-organic framework for highly efficient water oxidation catalysis. *Journal of Materials Chemistry A*, 6(3): 1188-95. <https://doi.org/10.1039/c7ta07978h>
- Jin, Yinghua, Yiming Hu and Wei Zhang. (2017). Tessellated multiporous two-dimensional covalent organic frameworks. *Nature Reviews Chemistry*, 1(7). <https://doi.org/10.1038/s41570-017-0056>
- Kubicki, Milan, Susi Lindner-Franz, Mario Dähne and Martin Franz. (2021). Growth of ordered two-dimensional cobalt phthalocyanine films on a one-dimensional substrate. *Applied Physics Letters*, 119(13): 133105. <https://doi.org/10.1063/5.0062026>
- Li, Xiao-Fei, Qin-Kun Li, Jin Cheng, Lingling Liu, Qing Yan, Yingchao Wu, Xiang-Hua Zhang, Zhi-Yong Wang, Qi Qiu and Yi Luo. (2016). Conversion of dinitrogen to ammonia by FeN₃-embedded graphene. *Journal of the American Chemical Society*, 138(28): 8706-9. <https://doi.org/10.1021/jacs.6b04778>
- Lin, Song, Christian S. Diercks, Yue-Biao Zhang, Nikolay Kornienko, Eva M. Nichols, Yingbo Zhao, Aubrey R. Paris *et al.* (2015). Covalent organic frameworks comprising cobalt porphyrins for catalytic CO₂ reduction in water. *Science*, 349(6253): 1208-13. <https://doi.org/10.1126/science.aac8343>
- Liu, Shiqiang, Yawei Liu, Xiaoping Gao, Yujia Tan, Zhemin Shen and Maohong Fan. (2020). First principle study of feasibility of dinitrogen reduction to ammonia on two-dimensional transition metal phthalocyanine monolayer. *Applied Surface Science*, 500(1): 144032. <https://doi.org/10.1016/j.apsusc.2019.144032>
- Lu, Shuanglong, Yiming Hu, Shun Wan, Ryan McCaffrey, Yinghua Jin, Hongwei Gu and Wei Zhang. (2017). Synthesis of ultrafine and highly dispersed metal nanoparticles confined in a thioether-containing covalent organic framework and their catalytic applications. *Journal of the American Chemical Society*, 139(47): 17082-88. <https://doi.org/10.1021/jacs.7b07918>
- Manbeck, Gerald F. and Etsuko Fujita. (2015). A review of iron and cobalt porphyrins,

- phthalocyanines and related complexes for electrochemical and photochemical reduction of carbon dioxide. *Journal of Porphyrins and Phthalocyanines*, 19(01-03): 45-64. <https://doi.org/10.1142/s1088424615300013>
- Matheu, Roc, Enrique Gutierrez-Puebla, M. Ángeles Monge, Christian S. Diercks, Joohoon Kang, Mathieu S. Prévot, Xiaokun Pei *et al.* (2019). Three-dimensional phthalocyanine metal-catecholates for high electrochemical carbon dioxide reduction. *Journal of the American Chemical Society*, 141(43): 17081-85. <https://doi.org/10.1021/jacs.9b09298>
- Meng, Zheng, Robert M. Stolz and Katherine A. Mirica. (2019). Two-dimensional chemiresistive covalent organic framework with high intrinsic conductivity. *Journal of the American Chemical Society*, 141(30): 11929-37. <https://doi.org/10.1021/jacs.9b03441>
- Molla, Mijanur Rahaman and Suhrit Ghosh. (2014). Aqueous self-assembly of chromophore-conjugated amphiphiles. *Phys. Chem. Chem. Phys.*, 16(48): 26672-83. <https://doi.org/10.1039/c4cp03791j>
- Montoya, Joseph H., Linsey C. Seitz, Pongkarn Chakthranont, Aleksandra Vojvodic, Thomas F. Jaramillo and Jens K. Nørskov. (2016). Materials for solar fuels and chemicals. *Nature Materials*, 16(1): 70-81. <https://doi.org/10.1038/nmat4778>
- Müller, E. (1944). Group theory and structure-analysis studies of the Moorish ornamentation of the Alhambra in Granada.
- Nagatomi, Hisanori, Nobuhiro Yanai, Teppei Yamada, Kanji Shiraiishi and Nobuo Kimizuka. (2018). Synthesis and electric properties of a two-dimensional metal-organic framework based on phthalocyanine. *Chemistry – a European Journal*, 24(8): 1806-10. <https://doi.org/10.1002/chem.201705530>
- Pizarro, Ana, Gabriel Abarca, Cristian Gutiérrez-Cerón, Diego Cortés-Arriagada, Fabiano Bernardi, Cristhian Berríos, Juan F. Silva *et al.* (2018). Building pyridinium molecular wires as axial ligands for tuning the electrocatalytic activity of iron phthalocyanines for the oxygen reduction reaction. *ACS Catalysis*, 8(9): 8406-19. <https://doi.org/10.1021/acscatal.8b01479>
- Ramos, Aline, Francisco Nascimento, Thaiza de Souza, Alvaro Omori, Tânia Manieri, Giselle Cerchiaro and Anderson Ribeiro. (2015). Photochemical and photo-physical properties of phthalocyanines modified with optically active alcohols. *Molecules*, 20(8): 13575-90. <https://doi.org/10.3390/molecules200813575>
- Ren, Xinlin, Peichao Lian, Delong Xie, Ying Yang, Yi Mei, Xiangrun Huang, Zirui Wang and Xiting Yin. (2017). Properties, preparation and application of black phosphorus/phosphorene for energy storage: a review. *Journal of Materials Science*, 52(17): 10364-86. <https://doi.org/10.1007/s10853-017-1194-3>
- Shinde, Digambar Balaji, Sharath Kandambeth, Pradip Pachfule, Raya Rahul Kumar and Rahul Banerjee. (2015). Bifunctional covalent organic frameworks with two dimensional organocatalytic micropores. *Chemical Communications*, 51(2): 310-13. <https://doi.org/10.1039/c4cc07104b>
- Sick, Torben, Alexander G. Hufnagel, Jonathan Kampmann, Iлина Kondofersky, Mona Calik, Julian M. Rotter, Austin Evans *et al.* (2018). Oriented films of conjugated 2D covalent organic frameworks as photocathodes for water splitting. *Journal*

- of the American Chemical Society, 140(6): 2085-92. <https://doi.org/10.1021/jacs.7b06081>
- Sorokin, Alexander B. (2013). Phthalocyanine metal complexes in catalysis. *Chemical Reviews*, 113(10): 8152-91. <https://doi.org/10.1021/cr4000072>
- Spitler, Eric L. and William R. Dichtel. (2010). Lewis acid-catalysed formation of two-dimensional phthalocyanine covalent organic frameworks. *Nature Chemistry*, 2(8): 672-77. <https://doi.org/10.1038/nchem.695>
- Sun, Jie, Xuejian Li, Weiling Guo, Miao Zhao, Xing Fan, Yibo Dong, Chen Xu, Jun Deng and Yifeng Fu. (2017). Synthesis methods of two-dimensional MoS₂: a brief review. *Crystals*, 7(7): 198. <https://doi.org/10.3390/cryst7070198>
- Sun, Qiang, Chi Zhang, Liangliang Cai, Lei Xie, Qinggang Tan and Wei Xu. (2015). On-surface formation of two-dimensional polymer via direct C-H activation of metal phthalocyanine. *Chemical Communications*, 51(14): 2836-39. <https://doi.org/10.1039/c4cc08299k>
- Sun, Qiang, Chi Zhang, Huihui Kong, Qinggang Tan and Wei Xu. (2014). On-surface aryl-aryl coupling via selective C-H activation. *Chem. Commun.*, 50(80): 11825-28. <https://doi.org/10.1039/c4cc05482b>
- Teixeira, Raquel, Vanda Vaz Serra, David Botequim, Pedro M. R. Paulo, Suzana M. Andrade and Sílvia M. B. Costa. (2021). Fluorescence spectroscopy of porphyrins and phthalocyanines: some insights into supramolecular self-assembly, microencapsulation, and imaging microscopy. *Molecules*, 26(14): 4264. <https://doi.org/10.3390/molecules26144264>
- Toma, Henrique E. and Koiti Araki. (2009). Exploring the supramolecular coordination chemistry-based approach for nanotechnology. En Kenneth D. Karlin (ed.), *Progress in Inorganic Chemistry*. John Wiley & Sons.
- Torre, Gema de la, Giovanni Bottari, Michael Sekita, Anita Hausmann, Dirk M. Guldi and Tomás Torres. (2013). A voyage into the synthesis and photophysics of homo- and heterobinuclear ensembles of phthalocyanines and porphyrins. *Chemical Society Reviews*, 42(20): 8049. <https://doi.org/10.1039/c3cs60140d>
- Wang, Mingchao, Marco Ballabio, Mao Wang, Hung-Hsuan Lin, Bishnu P. Biswal, Xiaocang Han, Silvia Paasch *et al.* (2019). Unveiling electronic properties in metal-phthalocyanine-based pyrazine-linked conjugated two-dimensional covalent organic frameworks. *Journal of the American Chemical Society*, 141(42): 16810-16. <https://doi.org/10.1021/jacs.9b07644>
- Wang, Yu, Hao Yuan, Yafei Li and Zhongfang Chen. (2015). Two-dimensional iron-phthalocyanine (Fe-Pc) monolayer as a promising single-atom-catalyst for oxygen reduction reaction: a computational study. *Nanoscale*, 7(27): 11633-41. <https://doi.org/10.1039/c5nr00302d>
- Williams, Andrew and Thomas Siegmund. (2021). Mechanics of topologically interlocked material systems under point load: archimedean and laves tiling. *International Journal of Mechanical Sciences*, 190(1): 106016. <https://doi.org/10.1016/j.ijmecsci.2020.106016>
- Xu, Fei, Hong Xu, Xiong Chen, Dingcai Wu, Yang Wu, Hao Liu, Cheng Gu, Ruowen Fu and Donglin Jiang. (2015). radical covalent organic frameworks: a general

- strategy to immobilize open-accessible polyradicals for high-performance capacitive energy storage. *Angewandte Chemie*, 127(23): 6918-22. <https://doi.org/10.1002/ange.201501706>
- Yaghi, Omar M., Markus J. Kalmutzki, Christian S. Diercks and Wiley-Vch. (2019). *Introduction to reticular chemistry metal-organic frameworks and covalent organic frameworks*. Weinheim, Germany Wiley-Vch.
- Yang, Tongtong, Shaobin Tang, Xiyu Li, Edward Sharman, Jun Jiang and Yi Luo. (2018). Graphene oxide-supported transition metal catalysts for di-nitrogen reduction. *The Journal of Physical Chemistry C*, 122(44): 25441-46. <https://doi.org/10.1021/acs.jpcc.8b08149>
- Yu, Minghao, Renhao Dong and Xinliang Feng. (2020). Two-dimensional carbon-rich conjugated frameworks for electrochemical energy applications. *Journal of the American Chemical Society*, 142(30): 12903-15. <https://doi.org/10.1021/jacs.0c05130>
- Zhang, Jian, Yaowen Li, Laibing Wang, Michiya Fujiki, Xiaopeng Li, Zhengbiao Zhang, Wei Zhang, Nianchen Zhou and Xiulin Zhu. (2014). Supramolecular self-assembly and photovoltaic property of soluble fluorogallium phthalocyanine. *RSC Adv.*, 4(56): 29485-92. <https://doi.org/10.1039/c4ra03941f>
- Zhao, Wanghui, Lifu Zhang, Qiquan Luo, Zhenpeng Hu, Wenhua Zhang, Sean Smith and Jinlong Yang. (2019). Single Mo1(Cr1) atom on nitrogen-doped graphene enables highly selective electroreduction of nitrogen into ammonia. *ACS Catalysis*, 9(4): 3419-25. <https://doi.org/10.1021/acscatal.8b05061>
- Zhong, Yong, Shuanghong Liu, Jiefei Wang, Wenzhi Zhang, Tian Tian, Jiajie Sun and Feng Bai. (2020). Self-assembled supramolecular nanostructure photosensitizers for photocatalytic hydrogen evolution. *APL Materials*, 8(12): 120706. <https://doi.org/10.1063/5.0029923>
- Zhuang, Xiaodong, Wuxue Zhao, Fan Zhang, Yu Cao, Feng Liu, Shuai Bi and Xinliang Feng. (2016). A two-dimensional conjugated polymer framework with fully Sp²-bonded carbon skeleton. *Polymer Chemistry*, 7(25): 4176-81. <https://doi.org/10.1039/c6py00561f>